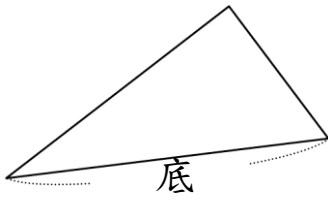
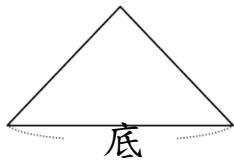


一、畫畫看：在指定底邊上，畫出三角形的高

1.



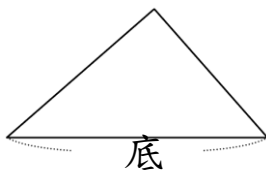
2.



3.



4.



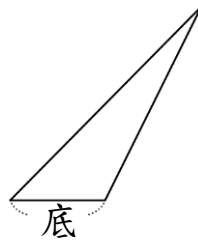
5.



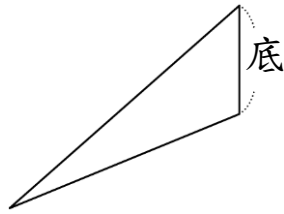
6.



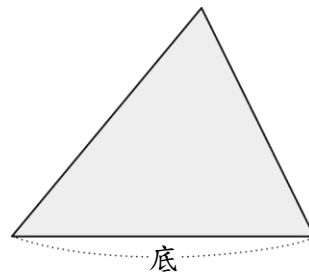
7.



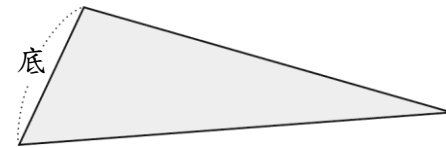
8.



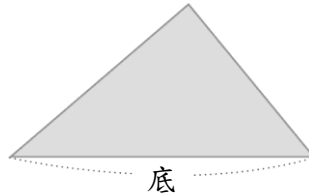
9. 畫出下面三角形指定底的高，再量量看，並算出面積：



10. 畫出下面三角形指定底的高，再量量看，並算出面積：



11. 畫出下面三角形指定底的高，再量量看，並算出面積。



12. 畫出下面圖形指定底的高，再量量看，並算出面積：

